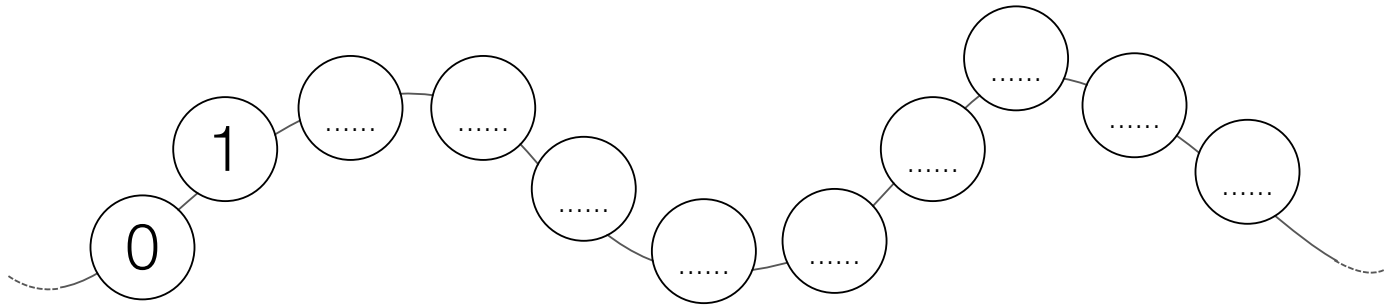


NOME

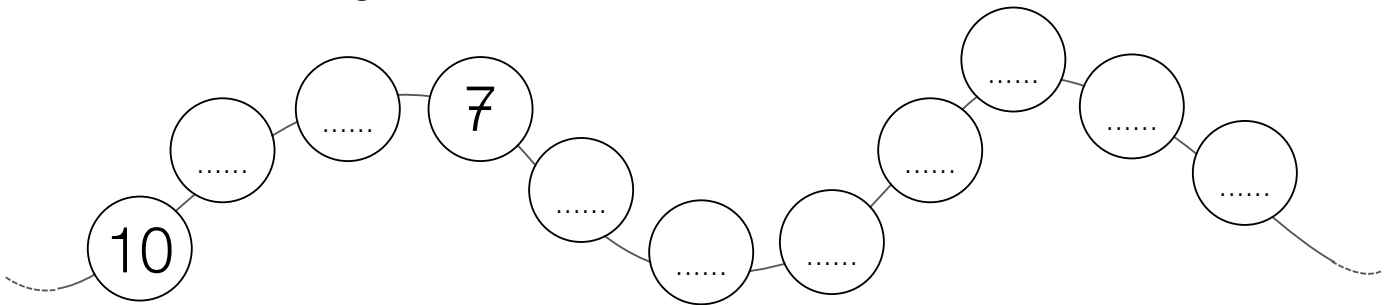
DATA

NUMERI (1)

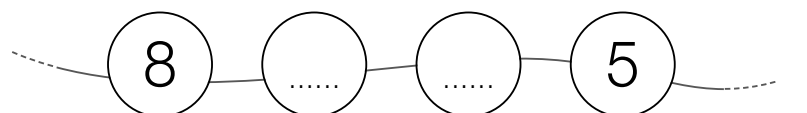
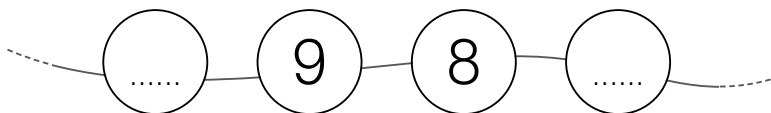
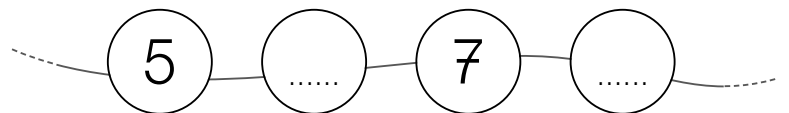
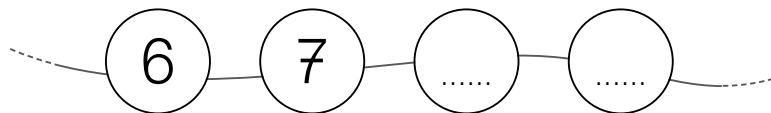
1 COMPLETA LA SEQUENZA DEI NUMERI.



2 COMPLETA LA SEQUENZA DEI NUMERI CONTANDO ALL'INDIETRO.



3 COMPLETA LE SEQUENZE DEI NUMERI.



NOME DATA

NUMERI (2)

1 COMPLETA LA SEQUENZA DEI NUMERI.

2 COMPLETA LA SEQUENZA DEI NUMERI CONTANDO ALL'INDIETRO.

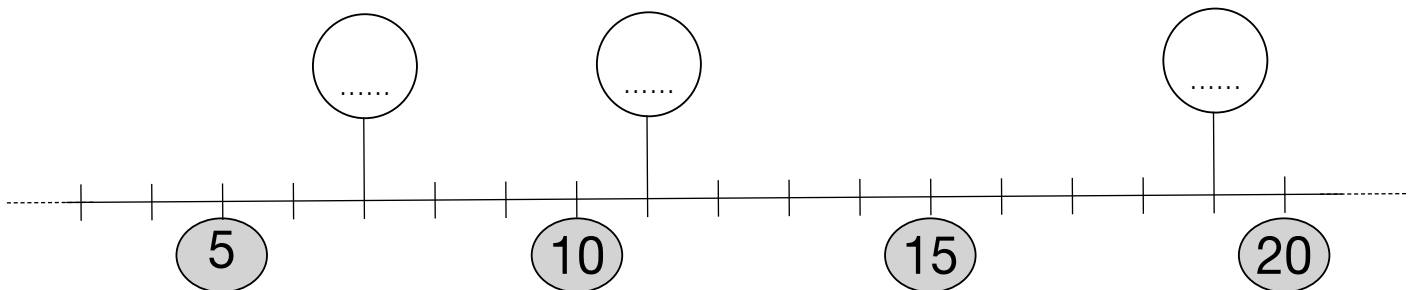
3 COMPLETA LE SEQUENZE DEI NUMERI.

NOME DATA

NUMERI (3)

1 SCRIVI I NUMERI SOLO NELLE CASELLE COLORATE.

2 OSSERVA, RIFLETTI E SCRIVI NEI CERCHIETTI I NUMERI CORRETTI.




3 SCRIVI UN NUMERO MINORE DI 10 E MAGGIORE DI 5.

4 SCRIVI UN NUMERO MAGGIORE DI 2 E MINORE DI 8.

NOME DATA

NUMERI (4)

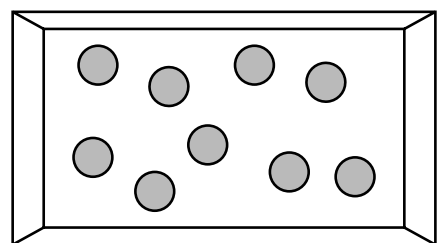
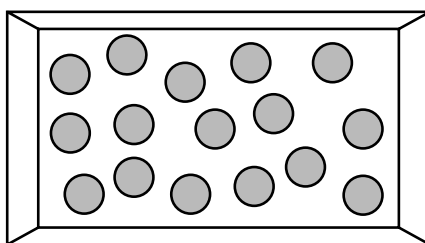
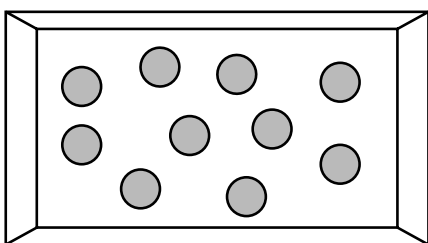
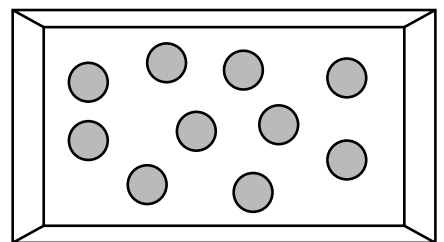
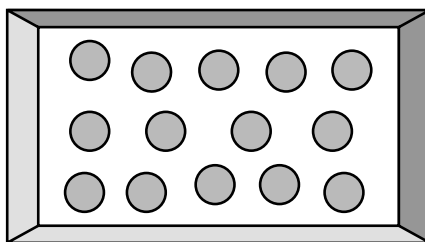
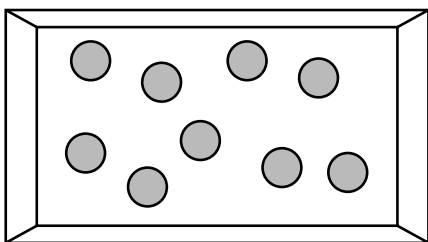
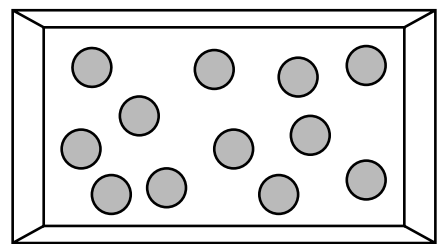
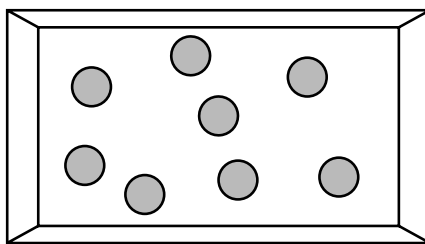
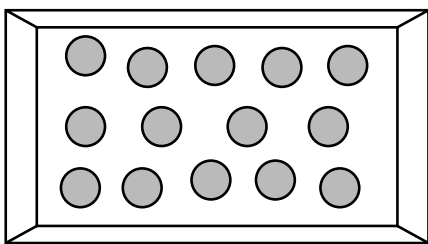
1 IN CIASCUNA SERIE COLORA IL NUMERO PIÙ GRANDE.



2 IN CIASCUNA SERIE COLORA IL NUMERO PIÙ PICCOLO.



3 COLORA DI ROSSO LA SCATOLA CHE HA PIÙ BIGLIE DI QUELLA AL CENTRO.
 COLORA DI VERDE LA SCATOLA CHE HA LO STESSO NUMERO DI BIGLIE DELLA SCATOLA AL CENTRO .



NOME DATA

NUMERI (5)

1 CONFRONTA E COMPLETA CON IL SIMBOLO > OPPURE <.

$$9 \bigcirc 8$$

$$10 \bigcirc 9$$

$$13 \bigcirc 11$$

$$14 \bigcirc 15$$

$$20 \bigcirc 18$$

$$17 \bigcirc 20$$

2 SCRIVI IL NUMERO CHE VIENE PRIMA E IL NUMERO CHE VIENE DOPO.

.....	9
-------	---	-------

.....	10
-------	----	-------

.....	13
-------	----	-------

.....	14
-------	----	-------

.....	19
-------	----	-------

.....	15
-------	----	-------

.....	17
-------	----	-------

.....	11
-------	----	-------

.....	16
-------	----	-------

3 RISCRIVI I NUMERI IN ORDINE DAL MINORE AL MAGGIORE.

18 • 14 • 20 • 13 • 16 • 17 • 19 • 15

.....	<	<	<	<	<	<
-------	---	-------	---	-------	---	-------	---	-------	---	-------	---	-------

4 RISCRIVI I NUMERI IN ORDINE DAL MAGGIORE AL MINORE.

16 • 10 • 18 • 9 • 12 • 17 • 13 • 11

.....	>	>	>	>	>	>
-------	---	-------	---	-------	---	-------	---	-------	---	-------	---	-------

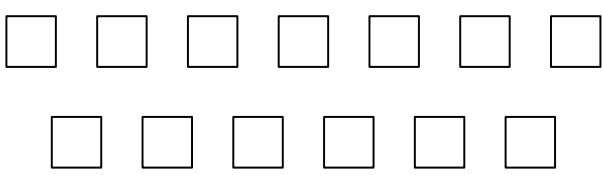

NOME DATA

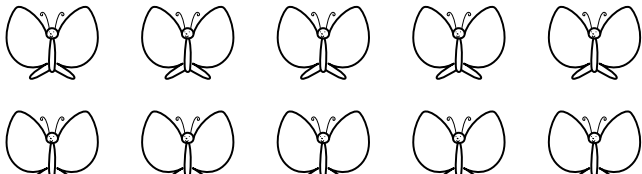

NUMERI (6)

1 RAGGRUPPA PER 10 E SCRIVI IL NUMERO DI OGGETTI.

	LE DECINE SONO <input type="text"/>					
	LE UNITÀ SONO <input type="text"/>	<table border="1" data-bbox="1226 625 1421 765"> <tr> <td>da</td> <td>u</td> </tr> <tr> <td>.....</td> <td>.....</td> </tr> </table>	da	u
da	u					
.....					

	LE DECINE SONO <input type="text"/>					
	LE UNITÀ SONO <input type="text"/>	<table border="1" data-bbox="1226 1013 1421 1153"> <tr> <td>da</td> <td>u</td> </tr> <tr> <td>.....</td> <td>.....</td> </tr> </table>	da	u
da	u					
.....					

	LE DECINE SONO <input type="text"/>					
	LE UNITÀ SONO <input type="text"/>	<table border="1" data-bbox="1226 1401 1421 1541"> <tr> <td>da</td> <td>u</td> </tr> <tr> <td>.....</td> <td>.....</td> </tr> </table>	da	u
da	u					
.....					

	LE DECINE SONO <input type="text"/>					
	LE UNITÀ SONO <input type="text"/>	<table border="1" data-bbox="1226 1789 1421 1940"> <tr> <td>da</td> <td>u</td> </tr> <tr> <td>.....</td> <td>.....</td> </tr> </table>	da	u
da	u					
.....					

NOME DATA

L'ADDIZIONE (1)

1 COLORA SOLO LE NUVOLE DELLE OPERAZIONI CHE DANNO COME RISULTATO 20.

$12 + 8$

$17 + 3$

$5 + 15$

$10 + 6$

20

$4 + 16$

$18 + 2$

$15 + 4$

$14 + 6$

$20 + 0$

$10 + 9$


$11 + 9$

$5 + 13$

NOME DATA

L'ADDIZIONE (2)

1 SCRIVI IL RISULTATO DELLE ADDIZIONI.



$$\boxed{4} + \boxed{1} = \boxed{\dots\dots}$$




$$\boxed{5} + \boxed{3} = \boxed{\dots\dots}$$



$$\boxed{6} + \boxed{2} = \boxed{\dots\dots}$$



$$\boxed{7} + \boxed{1} = \boxed{\dots\dots}$$




$$\boxed{3} + \boxed{6} = \boxed{\dots\dots}$$



$$\boxed{2} + \boxed{5} = \boxed{\dots\dots}$$


2 COLLEGA CORRETTAMENTE CIASCUN RISULTATO ALL'ADDIZIONE CORRISPONDENTE.



$$\boxed{4 + 3}$$

$$\boxed{4 + 4}$$


$$\boxed{3 + 6}$$



$$\boxed{4 + 3}$$

$$\boxed{3 + 3}$$

$$\boxed{6 + 0}$$



$$\boxed{3 + 6}$$

$$\boxed{4 + 4}$$

$$\boxed{5 + 5}$$



$$\boxed{2 + 5}$$

$$\boxed{4 + 2}$$


$$\boxed{5 + 3}$$

NOME

DATA

L'ADDIZIONE (3)

- 1 ADDIZIONANDO I NUMERI DI OGNI PIANO DEVI OTTENERE IL NUMERO SCRITTO SUL TETTO. SCRIVI I NUMERI CHE MANCANO, COME NELL'ESEMPIO.



- 2 COLLEGA CORRETTAMENTE CIASCUNA ADDIZIONE AL RISULTATO CORRISPONDENTE.

$8 + 8$

11

19

$12 + 8$

$10 + 1$

17

13

$10 + 9$

$9 + 8$

15

20

$6 + 6$

$10 + 5$

16

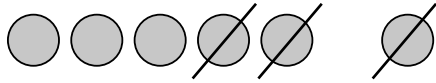
12

$7 + 6$

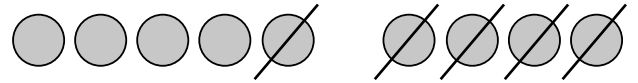
NOME DATA

LA SOTTRAZIONE (1)

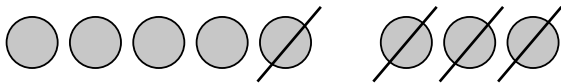
1 SCRIVI IL RISULTATO DELLE SOTTRAZIONI.




$$6 - 3 = \dots$$



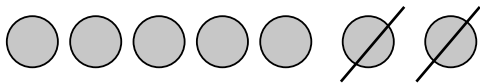
$$9 - 5 = \dots$$



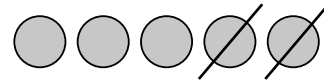
$$8 - 4 = \dots$$



$$9 - 3 = \dots$$




$$7 - 2 = \dots$$



$$5 - 2 = \dots$$


2 COLLEGA CORRETTAMENTE CIASCUN RISULTATO ALLA SOTTRAZIONE CORRISPONDENTE.



$$7 - 3$$

$$7 - 2$$

$$7 - 4$$



$$6 - 2$$

$$6 - 3$$

$$5 - 2$$



$$8 - 4$$

$$9 - 4$$

$$7 - 3$$



$$8 - 7$$


$$9 - 7$$

$$8 - 3$$

NOME DATA

LA SOTTRAZIONE (2)

1 SOTTRAENDO I NUMERI DI OGNI PIANO DEVI OTTENERE IL NUMERO SCRITTO SULLA PORTA. SCRIVI I NUMERI CHE MANCANO.



2 COLLEGA CORRETTAMENTE CIASCUNA SOTTRAZIONE AL RISULTATO CORRISPONDENTE.

$14 - 2$	14	17	$12 - 5$
$20 - 6$	6	16	$20 - 3$
$16 - 10$	12	7	$17 - 6$
$11 - 2$	9	11	$20 - 4$


NOME DATA

PROBLEMI

1 LEGGI, OSSERVA, COLORA E RISOLVI.

- SUL TAVOLO CI SONO 8 MELE ROSSE E 4 MELE GIALLE.

QUANTE MELE CI SONO IN TUTTO?


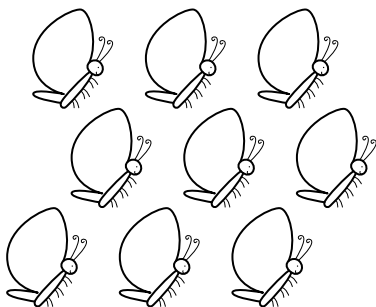


$$\boxed{\dots\dots} \circ \boxed{\dots\dots} = \boxed{\dots\dots}$$

RISPOSTA: IN TUTTO CI SONO $\boxed{\dots\dots}$ MELE.

- SUL PRATO CI SONO 16 FARFALLE. 7 FARFALLE VOLANO VIA.

QUANTE FARFALLE RESTANO SUL PRATO?



$$\boxed{\dots\dots} \circ \boxed{\dots\dots} = \boxed{\dots\dots}$$



RISPOSTA: SUL PRATO RESTANO $\boxed{\dots\dots}$ FARFALLE.

NOME DATA

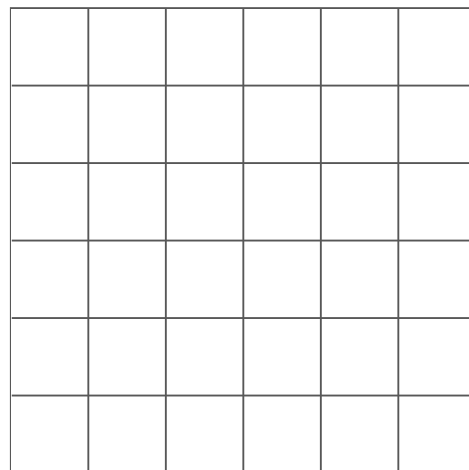

NEI QUADRETTI (1)

1 RIPRODUCI LE FIGURE NEI QUADRETTI.

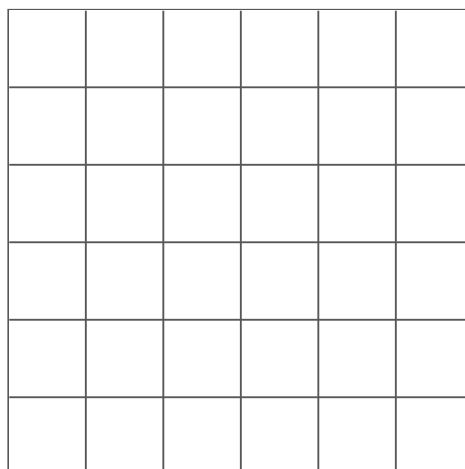
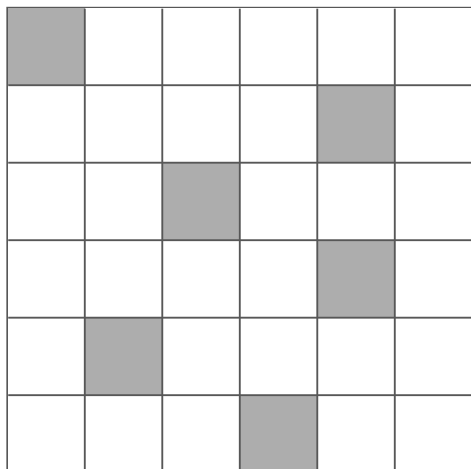
A



B



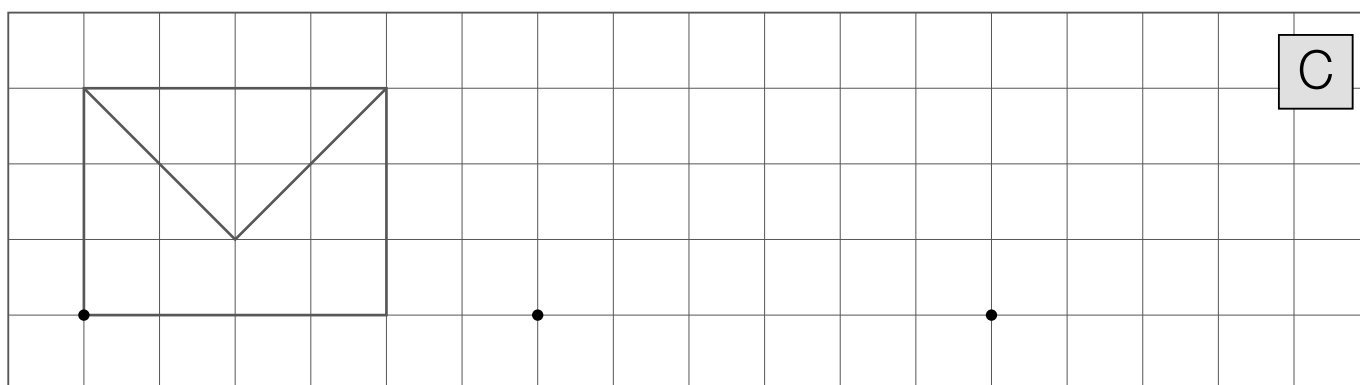
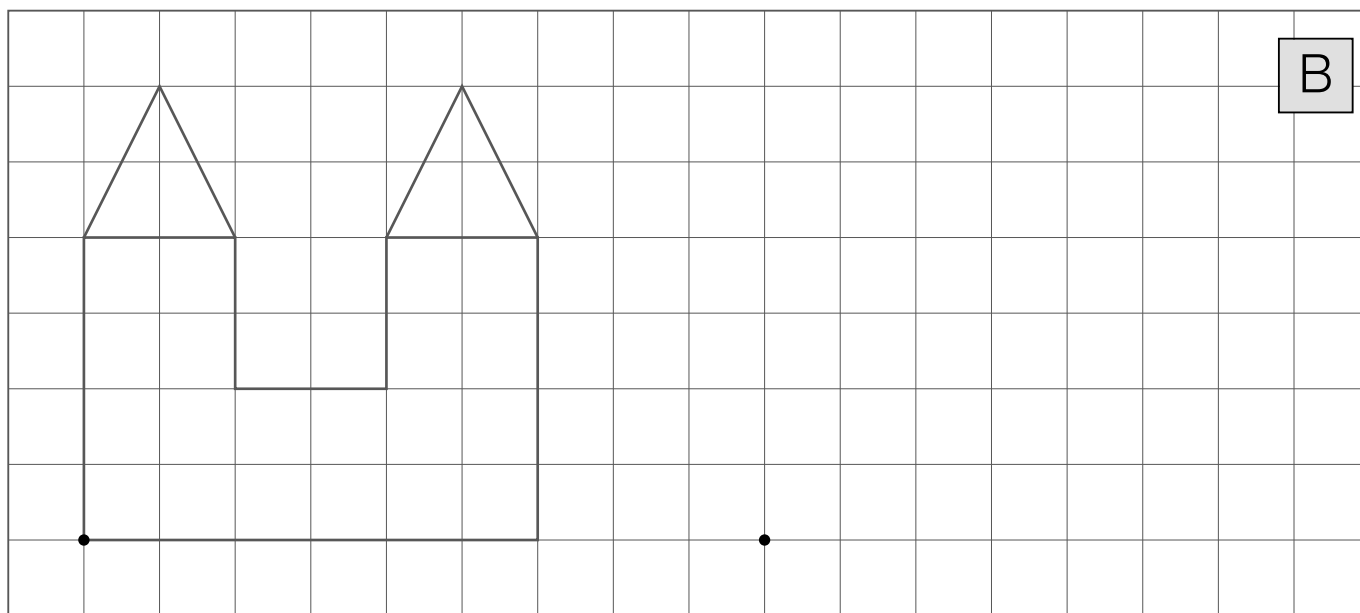
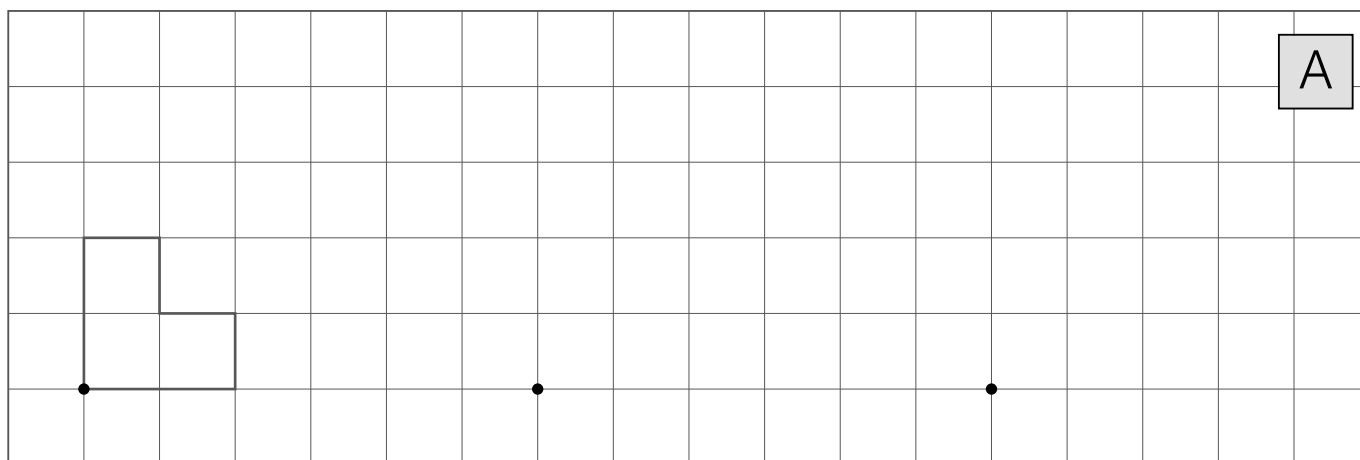
C



NOME DATA

NEI QUADRETTI (2)

1 RIPRODUCI LE FIGURE PARTENDO DAI PUNTI DATI.



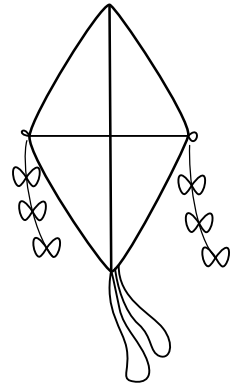
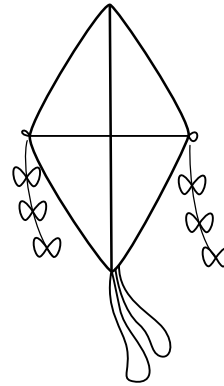
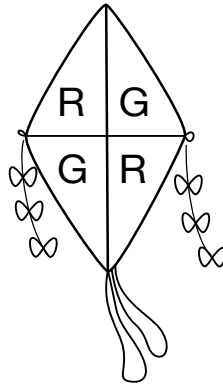
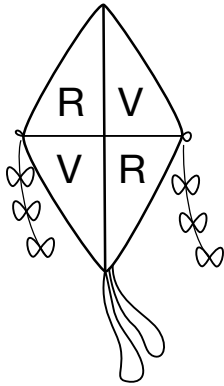
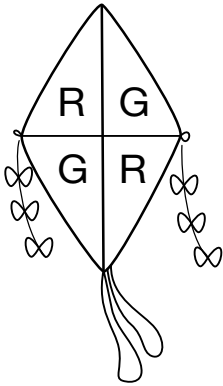
NOME

DATA

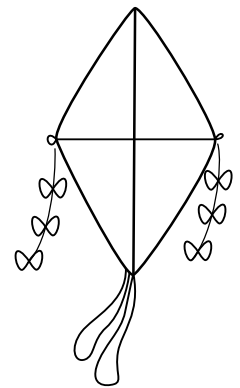
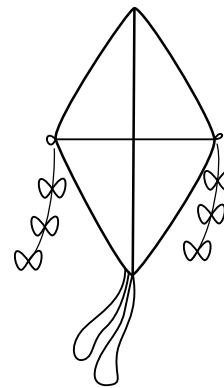
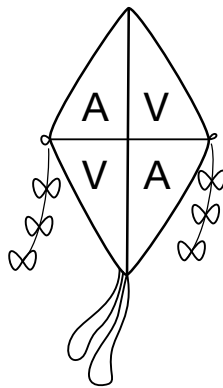
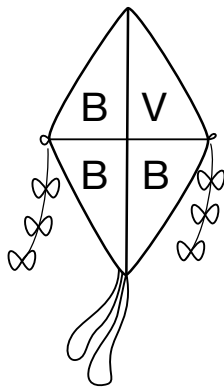
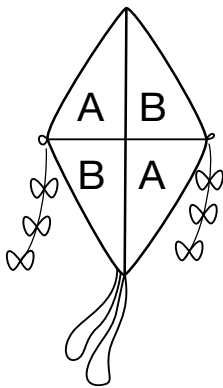
RITMI

1 COLORA GLI AQUILONI RISPETTANDO I RITMI.

A ROSSO • GIALLO • VERDE



B AZZURRO • BLU • VERDE



C GIALLO • BLU • ROSSO

